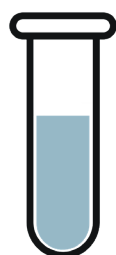
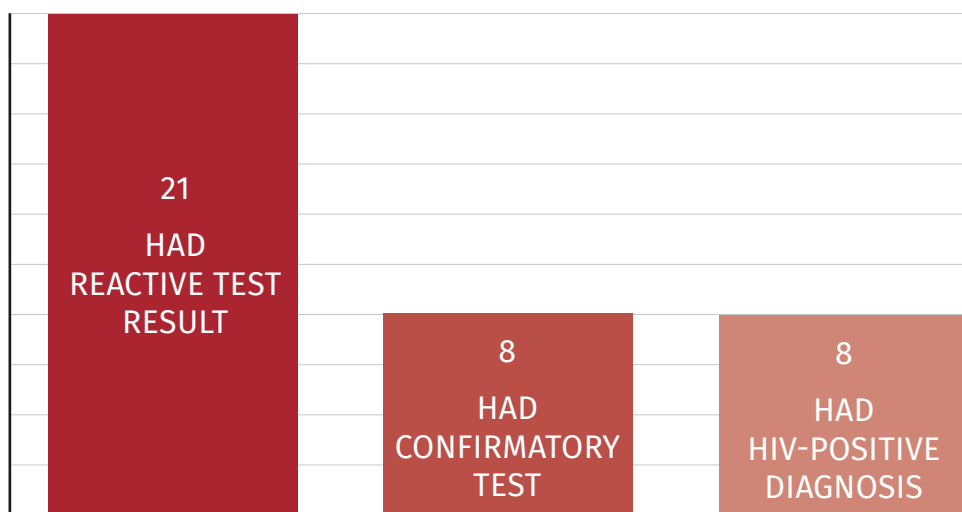




OF 1.723 PWID  
SCREENED FOR

# HIV



## 65,93%

PROPORTION OF PWID PREVIOUSLY TESTED FOR HIV



## 22,69%

PROPORTION OF PWID PREVIOUSLY TESTED FOR HIV IN LAST 12 MONTHS



## 4,64%

PROPORTION OF PWID TESTED FOR HIV AT THE SAME CBVCT FACILITY DURING PRECEDING 12 MONTHS

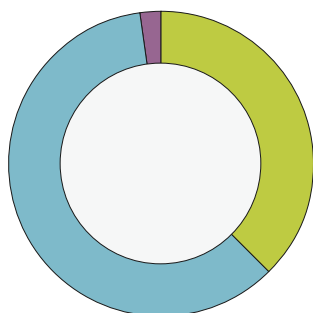
### 1,92%

## PROPORTION OF PWID TESTED RESPECT THE TOTAL

### PROPORTION BY GENDER

### AGE GROUPS

0,70%  
TRANSGENDER



84,65%  
MALE

14,65%  
FEMALE

16,30%  
< 25 YEARS

83,70%  
> 25 YEARS



### 1,2

PROPORTION OF CLIENTS WITH A REACTIVE HIV TEST RESULT

### 215,4

NUMBER OF CLIENTS NEEDED TO FIND A POSITIVE HIV RESULT