
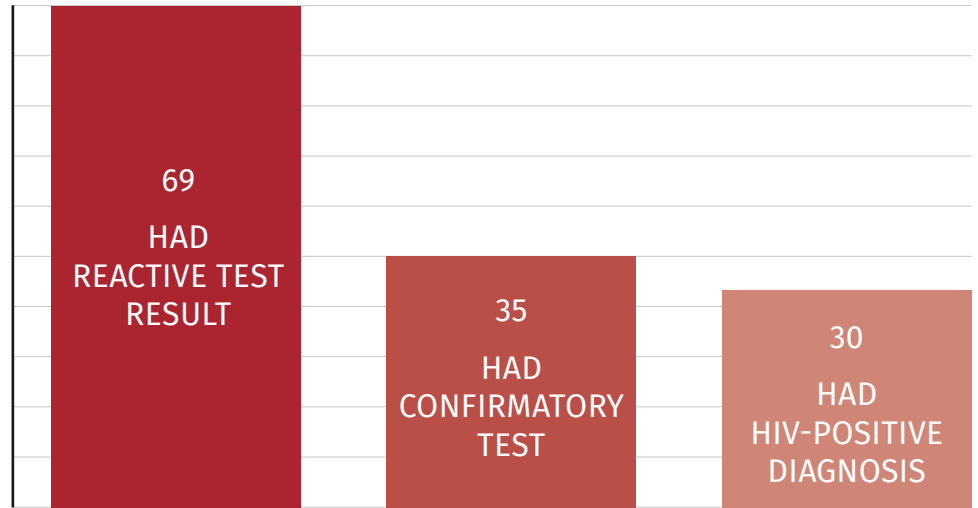




OF 4.858 SW
SCREENED FOR

HIV



74,43%

PROPORTION OF SW PREVIOUSLY TESTED FOR HIV



38,9%

PROPORTION OF SW PREVIOUSLY TESTED FOR HIV IN LAST 12 MONTHS



16,47%

PROPORTION OF SW TESTED FOR HIV AT THE SAME CBVCT FACILITY DURING PRECEDING 12 MONTHS

5,41%

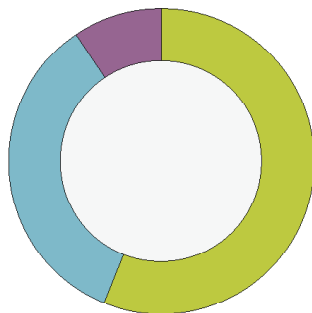
PROPORTION OF SW TESTED RESPECT THE TOTAL

PROPORTION BY GENDER

AGE GROUPS

9,26%
TRANSGENDER

34,55%
MALE



56,18%
FEMALE

22,27%
< 25 YEARS

77,73%
> 25 YEARS



1,42

PROPORTION OF CLIENTS WITH A REACTIVE HIV TEST RESULT

161,9

NUMBER OF CLIENTS NEEDED TO FIND A POSITIVE HIV RESULT