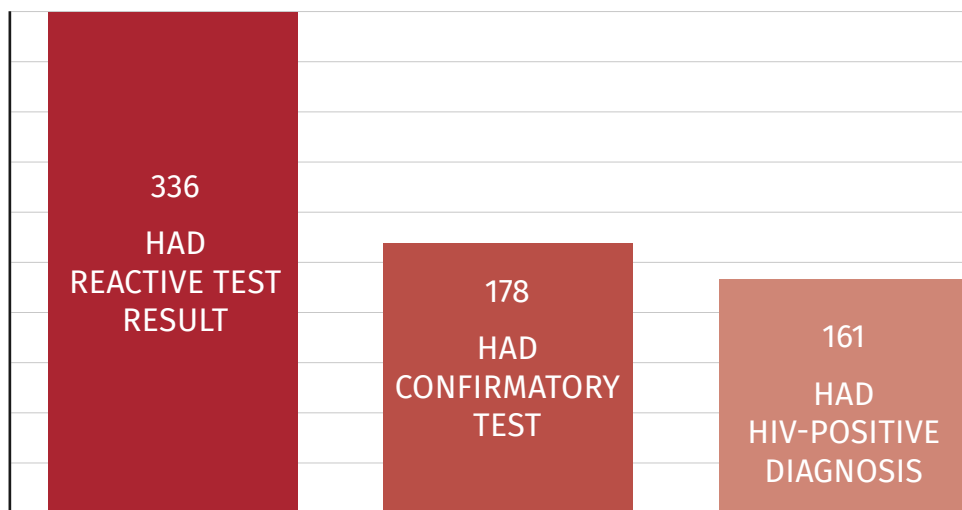




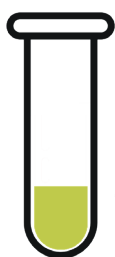
OF 21.313 MIGRANTS  
SCREENED FOR

# HIV



## 64,96%

PROPORTION OF MIGRANTS PREVIOUSLY TESTED FOR HIV



## 30,64%

PROPORTION OF MIGRANTS PREVIOUSLY TESTED FOR HIV IN LAST 12 MONTHS



## 7,79%

PROPORTION OF MIGRANTS TESTED FOR HIV AT THE SAME CBVCT FACILITY DURING PRECEDING 12 MONTHS

### 37,62%

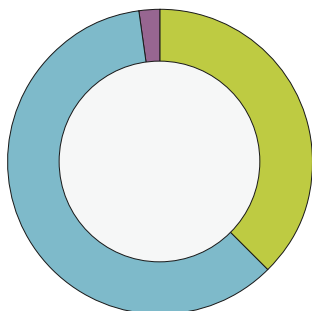
## PROPORTION OF MIGRANTS TESTED RESPECT THE TOTAL

### PROPORTION BY GENDER

### AGE GROUPS

1,92%  
TRANSGENDER

60,40%  
MALE



37,69%  
FEMALE

23,56%  
< 25 YEARS

76,44%  
> 25 YEARS



### 1,6

PROPORTION OF CLIENTS WITH A REACTIVE HIV TEST RESULT

### 132,4

NUMBER OF CLIENTS NEEDED TO FIND A POSITIVE HIV RESULT