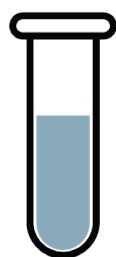
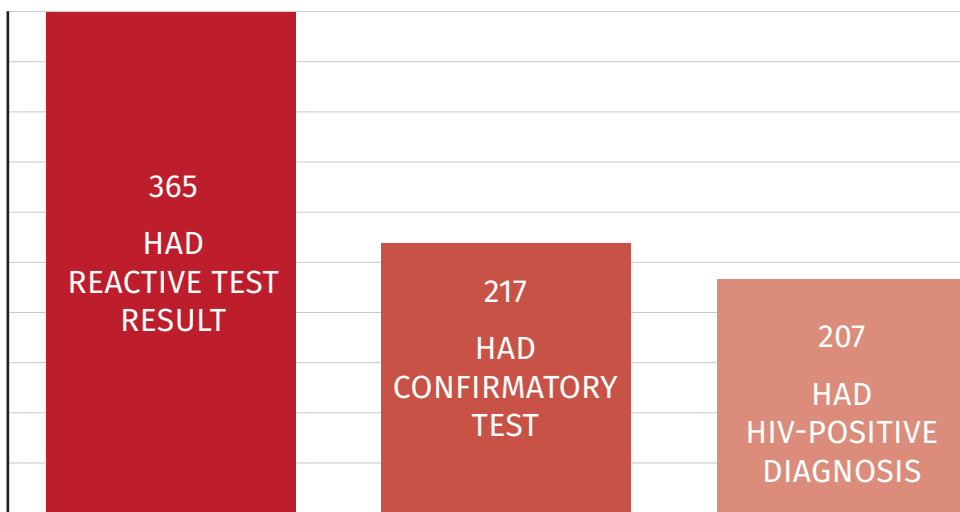




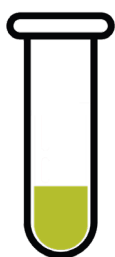
OF 25.620 MIGRANTS  
SCREENED FOR

# HIV



63,16%

PROPORTION OF MIGRANTS PREVIOUSLY TESTED FOR HIV



30%

PROPORTION OF MIGRANTS PREVIOUSLY TESTED FOR HIV IN LAST 12 MONTHS



8,72%

PROPORTION OF MIGRANTS TESTED FOR HIV AT THE SAME CBVCT FACILITY DURING PRECEDING 12 MONTHS

19,9%

PROPORTION OF MIGRANTS TESTED RESPECT THE TOTAL

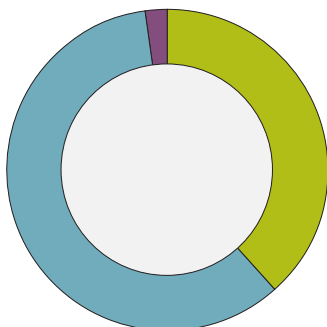
PROPORTION BY GENDER

AGE GROUPS

2,01%  
TRANSGENDER


59,64%

MALE



38,35%

FEMALE



21,46%

< 25 YEARS

78,54%

> 25 YEARS

1,42

PROPORTION OF CLIENTS WITH A REACTIVE HIV TEST RESULT

115,1

NUMBER OF CLIENTS NEEDED TO BE TESTED TO FIND A POSITIVE HIV RESULT